



High-Throughput Recording Chambers

and Accessories



RECORDING CHAMBERS


The ergonomics of being able to easily work with multiple slices has been carefully considered in the design of all our multi-chamber tissue slice systems. Tissue cells are spaced for micromanipulators to hold stimulator and recording electrodes on either side. The chambers may be used alone or be integrated into a semi-automated workstation with optional micromanipulators and overhead cameras.



Improve your efficiency with the 7450 Series Recording Chambers, our easy to use, high throughput slice recording system.

- Record in either submerged or interface mode
- Chambers available in 2,4, or 6* configurations
- Hold the slices at a constant physiological temperature without having to worry about thermal cycling
- Dual feedback thermistors to test for offsets between bath and chambers
- Two user settable temperature alarms
- Chambers are also available in P.T.F.E.

Perfect for Field recording or ISME's.



- Electrophysiology chambers include built in Ag-AgCl ground electrode
- Chambers are spaced for easy access with micromanipulators


** 6 chamber systems only available for biochemistry*

SLICE WORKSTATION UPGRADE

The easiest way to upgrade to a semi-automated slice electrophysiology system. Our system features optimally spaced chambers for fitment using manual manipulators with universal headstage/stimulator mounting.

System includes

- Anti-vibration Table
- Integral Camera System (x50 or x100 nominal)
- Manipulators and Mounts
- Optional Cold Lights and Peristaltic Pumps are also available



5100MZ & 5100MZ-PLUS

New budget microtome is perfect for techniques such as histology, organotypic slice culture and low resolution imaging.

- Shares many features such as the vibrating mechanism, the inner and outer tissue baths and the easy to use control system with the flagship 7000smz series
- Mechanism Z axis error of less than 10 μ m
- Vibration frequency from 50 to 80 Hz
- Adjustable amplitude from 0.5mm to 1.5mm
- Fine control of the blade advance (min.10 μ m/s)
- Manual or Semi automatic operation
- Control handset allows full remote control

The 5100mz-Plus is designed for techniques requiring viable slices for longer durations such as electrophysiological field recordings or ISME's.

- Optimal Z-axis deflection 2 μ m



TISSUE BATH COOLER UPGRADE

The Model 7610A Tissue Bath Cooler holds the slice at a constant temperature without you having to consistently refresh the outer ice bath.

- Compatible with both the 7000smz and 5100mz series vibrotomes
- Uses a P.I.D. (proportional integral derivative) temperature control to take the bath temperature to within 1° C at the point of measurement.
- Utilizes the standard autoclavable inner bath, replaces the outer ice bath.





Contact Us for a Quotation, a Full Bibliography, and More

Worldwide

P.O. Box 8148
Loughborough,
Leics. LE12 7XT
England

Tel: +44 1509 814790
sales@campdeninstruments.com
www.campdeninstruments.com

Americas

3700 Sagamore Pkwy N
Lafayette, IN 47904
USA

Phone: (765) 423-1505
sales@lafayetteinstrument.com
www.lafayettelifesciences.com