


Model 80805

RAT FORCED EXERCISE/ WALKING WHEEL SYSTEM USER'S MANUAL



3700 Sagamore Parkway North
P.O. Box 5729 • Lafayette, IN 47903 USA
Tel: 765.423.1505 • 800.428.7545
Fax: 765.423.4111
E-mail: info@lafayetteinstrument.com
www.lafayetteinstrument.com

© 2003 by Lafayette Instrument Company, Inc. All Rights Reserved -Rel. 3.28.03

Table of Contents:

System Description: _____	3
System Specifications: _____	3
Operating Instructions: _____	4
Setup: _____	4
Loading and Unloading Animals: _____	5
Rat Exercise Walking Wheel: _____	5
Ordering Information: _____	6

Features:

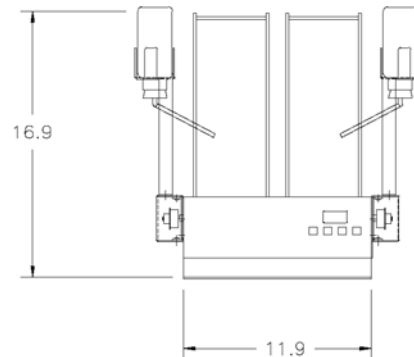
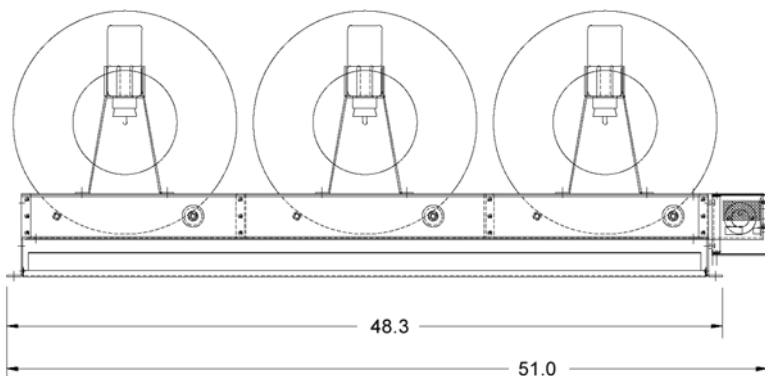
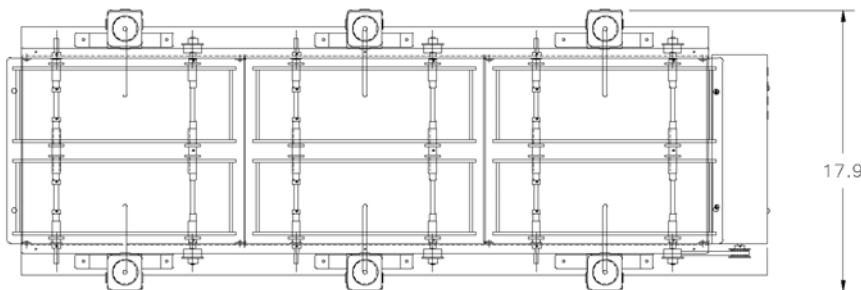
- Supports 1 - 6 wheels at a time
- Each wheel is captured in its own running track
- Each wheel is supported on cushioned non-slip grips
- System has a variable speed range
- Three removable stainless steel waste pan
- Wheels can be added or removed while operating
- System has rubber feet or can be permanently mounted to a flat surface or workbench
- System is easily disassembled for cleaning
- Water support for each animal may be added

System Description:

The Forced Exercise/Walking Wheel System for Rats Model 80805 is designed to offer flexibility in conducting sleep deprivation and forced exercise. The sturdy exercise/walking bed will support up to (6) Rat Exercise/Walking Wheels Model 80806 and incorporates removable waste pans. The wheels incorporate a swing-hatch for easy animal loading and removal. The wheels rest on individual tracks with cushioned non-slip grips. The LCD interface allows the user to set the exercise/walking speed and the total exercise time.

System Specifications:

Power:	15VDC, 4.6A Power Pack (included)
Dimensions:	51.0" x 17.9" x 16.9" (with wheels)
Weight:	20.0lbs. (empty), 41.0lbs. (with 6 wheels)
Wheel Diameter:	13.38" ID
Wheel Width:	4.4" (inside)
Run Distance:	1.07 meters/revolution
Speed Ranges:	1.0 - 28.0 meters/minute
Exercise Time Range:	1 to 999 minutes



Operating Instructions:

1. The LCD interface incorporates four push buttons. They are: “INC”, “DEC”, “SCROLL” and “START/STOP”.
2. **INC:**
This button is used to increment either the wheel rotation speed or the exercise time.
3. **DEC:**
This button is used to decrement either the wheel rotation speed or the exercise time.
4. **SCROLL:**
This button is used to select either the rotation speed or the exercise time by moving a cursor under the value to be adjusted.
5. **START/STOP:**
This button is used to start and stop the wheel rotation. If the system is stopped, pressing this button will start the wheel rotation and the exercise timer. If the system has been started and is running, pressing this button will stop the wheel rotation and reset the exercise timer.

Setup:

With the system powered ON and the unit stopped, use the SCROLL button to select the rotation speed. A cursor will appear under the setting for rotation speed. Use the INC and DEC button to set the speed of rotation. The rotation speed can be set From 28.0 meters per minute down to 1.0 meter per minutes. Press the SCROLL button again and select the exercise time. The cursor will appear under the exercise time value. Use the INC and DEC button to set the length of time for the exercise session. When ready press the START/STOP button to begin the exercise session. Once the exercise time has elapsed the unit will stop.


Loading and Unloading Animals:

To load an animal into the wheel, loosen the thumbscrew on the swing hatch and swing the hatch away. Place the animal in the wheel. Swing the hatch back to cover the wheel and tighten the thumb screw to secure the hatch. Place the wheel in an open track on the forced exercise walking bed. The wheels can be loaded or unloaded while the test is in progress, if desired.

RAT EXERCISE/WALKING WHEEL Model 80806

Features:

- Wheels are 4.4" internal width with an internal running diameter of 13.38"
- Wheels are lightweight yet sturdy
- Wheel sides are polycarbonate plastic with riveted anodized aluminum round rungs
- Thumbscrew locking swing hatch is made from anodized aluminum
- Access for animal loading and removal is 6.5"



Specifications:

- Weight:** 3.5lbs.
Wheel Diameter: 13.38" ID
Wheel Diameter: 14.19" OD
Wheel Width: 4.4" (internal)
Wheel Width: 4.9" (external)



Ordering Information:

All phone orders must be accompanied by a hard copy of your order. All must include the following information:

- 1) Complete billing and shipping addresses
- 2) Name and department of end user
- 3) Model number and description of desired item(s)
- 4) Quantity of each item desired
- 5) Purchase order number or method of payment
- 6) Telephone number

DOMESTIC TERMS

There is a \$50 minimum order. Open accounts can be extended to most recognized educational institutions, hospitals and government agencies. Net amount due 30 days from the date of shipment. Enclose payment with the order; charge with VISA, MasterCard, American Express; or pay COD. We must have a hard copy of your order by mail or fax. Students, individuals and private companies may call for a credit application.

INTERNATIONAL PAYMENT INFORMATION

There is a \$50 minimum order. Payment must be made in advance by: draft drawn on a major US bank; wire transfer to our account; charge with VISA, MasterCard, American Express; or confirmed irrevocable letter of credit. Proforma invoices will be provided upon request.

RETURNS

Equipment may not be returned without first receiving a Return Goods Authorization Number (RGA).

When returning equipment for service, please call Lafayette Instrument to receive a RGA number. Your RGA number will be good for 30 days. Address the shipment to: Lafayette Instrument Company, 3700 Sagamore Parkway North, Lafayette, IN 47904, U.S.A. Shipments cannot be received at the PO Box. The items should be packed well, insured for full

value, and returned along with a cover letter explaining the malfunction. Please also state the name of the Lafayette Instrument representative authorizing the return. An estimate of repair will be given prior to completion ONLY if requested in your enclosed cover letter. We must have a hard copy of your purchase order by mail or fax, or repair work cannot commence.

WARRANTY

Lafayette Instrument guarantees its equipment against all defects in materials and workmanship to the ORIGINAL PURCHASER for a period of one (1) year from the date of shipment, unless otherwise stated. During this period, Lafayette Instrument will repair or replace, at its option, any equipment found to be defective in materials or workmanship. If a problem arises, please contact our office for prior authorization before returning the item. This warranty does not extend to damaged equipment resulting from alteration, misuse, negligence or abuse, normal wear or accident. In no event shall Lafayette Instrument be liable for incidental or consequential damages. There are no implied warranties or merchantability of fitness for a particular use, or of any other nature. Warranty period for repairs or used equipment purchased from Lafayette Instrument is 90 days.

DAMAGED GOODS

Damaged equipment should not be returned to Lafayette Instrument prior to thorough inspection.

When a shipment arrives damaged, note damage on delivery bill and have the driver sign it to acknowledge the damage. Contact the delivery service, and they will file an insurance claim. When damage is not detected at the time of delivery, contact the carrier and request an inspection within 10 days of the original delivery. Please call the Lafayette Instrument Customer Service Department for a return authorization for repair or replacement of the damaged merchandise.



3700 Sagamore Parkway North
P.O. Box 5729 • Lafayette, IN 47903 USA
Tel: 765.423.1505 • 800.428.7545
Fax: 765.423.4111
E-mail: info@lafayetteinstrument.com
www.lafayetteinstrument.com

Lafayette Instrument Co. Europe

4 Park Road, Sileby,
Loughborough, Leics., LE12 7TJ. UK.
Tel: +44 (0)1509 817700
Fax: +44 (0)1509 817701
E-mail: EUsales@lafayetteinstrument.com