

Fear Conditioning Chamber Packages for Rodents

Quick Start Guide

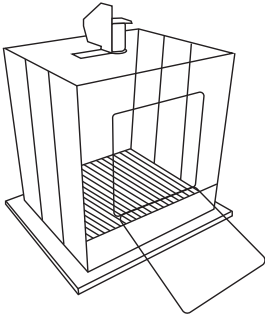
Models 80004AT
and 80014AT

Download Full User Manual

It is important that all users review the full manual available via our website. The manual search and download area on our website can be reached by QR code or this link:

<https://www.lafayetteinstrument.com/manuals>

Enter model number **80004AT** or **80014AT** in the provided manual field on search page.



Parts Included

- Modular Test Chamber
- Camera mount (camera sold separately)
- Grid Floor with PCB Shock Grid Harness
- Speaker Module with 10' 3.5mm cable
- House light Module with 14' modular cable
- Programmable Shocker with 14' modular cable
- Stainless steel perforated floor
- Black/White chamber background inserts

Mounting the Camera

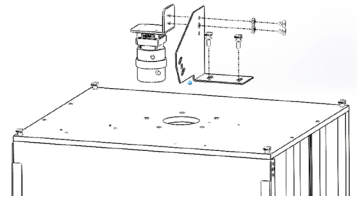
The camera can be mounted in the default top-down facing location or moved to the rear of the chamber mounted at an angle to allow for tether or swivel lines through the center hole in the ceiling panel. Instructions for each are below.

Chamber-Top Facing Camera

Step 1: Using the provided two (2) 8-32 x 0.25" screws, screw the metal brace to the camera using the upper holes as shown. Alternatively, a single (1) 8-32 x 0.25" screw is available for use with the center hole in instances when the required camera angle exceeds the allowable play.

Step 2: Remove lens cap

Step 3: Secure the metal brace to the center of the top panel of the chamber via the provided thumbscrews.

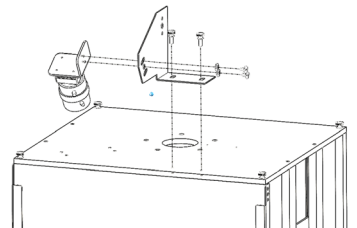


Chamber-Top Angled View Camera

Step 1: Using the provided two (2) 8-32 x 0.25" screws, screw the metal brace to the camera using the angled holes as shown. Alternatively, a single (1) 8-32 x 0.25" screw is available for use with the center hole in instances when the required camera angle exceeds the allowable play.

Step 2: Remove lens cap

Step 3: Secure the metal brace to the rear facing side of the top of the chamber via the provided thumbscrews.



NOTE: Further instructions and wiring diagrams available in the full manual.

Terms and Conditions

Worldwide Headquarters

Lafayette Instrument Company
3700 Sagamore Parkway North
Lafayette, IN 47904, USA

Tel: (765) 423-1505
Fax: (765) 423-4111
sales@lafayetteinstrument.com

European Office

Tel: +44 1509 817700
Fax: +44 1509 817701
sales@campdeninstruments.com

Placing an Order

All orders need to be accompanied by a copy of your purchase order. All orders must include the following information:

- Quantity
- Part Number
- Description
- Purchase order number or method of pre-payment
- Tax status (include tax-exempt numbers)
- Shipping address for this order
- Billing address for the invoice we'll mail when this order is shipped
- Telephone number
- Email address
- Signature and typed name of person authorized to order these products

Exchanges and Refunds

No item may be returned without prior authorization from Lafayette Instrument Company and a Return Materials Authorization (RMA#) number which must be affixed to the shipping label of the returned goods. The merchandise should be packed well and insured for the full value. Unopened merchandise may be returned prepaid within thirty (30) days after receipt of the item and in the original shipping carton. Collect shipments will not be accepted. Product must be returned in saleable condition, and credit is subject to inspection of the merchandise.

Repairs

Instrumentation may not be returned without first receiving a Return Materials Authorization Number (RMA). When returning instrumentation for service, please contact Lafayette Instrument to receive an RMA number. Your RMA number will be good for 30 days. Address the shipment to:

Lafayette Instrument Company
RMA# XXXX
3700 Sagamore Parkway North
Lafayette, IN 47904, USA.

Shipments cannot be received at the PO Box. All items should be packed well and insured for full value. An estimate of repair will be given prior to completion. We must receive a copy of your purchase order via email before non-warranty repair work can commence.

Damaged Goods

Damaged instrumentation should not be returned to Lafayette Instrument prior to a thorough inspection. If a shipment arrives damaged, note damage on delivery bill and have the driver sign it to acknowledge the damage. Contact the delivery service, and they will file an insurance claim. If damage is not detected at

the time of delivery, contact the carrier/shipper and request an inspection within 10 days of the original delivery. Please contact the Lafayette Instrument Customer Service Department for repair or replacement of the damaged merchandise.

Limited Warranty

Lafayette Instrument Company warrants equipment to be free of defects in material and workmanship for a period of one year from the date of shipment, except as provided hereinafter. This assumes normal usage under commonly accepted operating parameters and excludes consumable products.

Warranty period for repairs or used instrumentation purchased from Lafayette Instrument is 90 days. Lafayette Instrument Company agrees either to repair or replace, at its sole option and free of part charges to the customer, instrumentation which, under proper and normal conditions of use, proves to be defective within the warranty period. Warranty for any parts of such repaired or replaced instrumentation shall be covered under the same limited warranty and shall have a warranty period of 90 days from the date of shipment or the remainder of the original warranty period whichever is greater. This warranty and remedy are given expressly and in lieu of all other warranties, expressed or implied, of merchantability or fitness for a particular purpose and constitutes the only warranty made by Lafayette Instrument Company.

Lafayette Instrument Company neither assumes nor authorizes any person to assume for it any other liability in connection with the sale, installation, service or use of its instrumentation. Lafayette Instrument Company shall have no liability whatsoever for special, consequential, or punitive damages of any kind from any cause arising out of the sale, installation, service or use of its instrumentation.

All products manufactured by Lafayette Instrument Company are tested and inspected prior to shipment. Upon prompt notification by the Customer, Lafayette Instrument Company will correct any defect in warranted equipment of its manufacture either, at its option, by return of the item to the factory, or shipment of a repaired or replacement part. Lafayette Instrument Company will not be obliged, however, to replace or repair any piece of equipment, which has been abused, improperly installed, altered, damaged, or repaired by others. Defects in equipment do not include decomposition, wear, or damage by chemical action or corrosion, or damage incurred during shipment.

Limited Obligations Covered by this Warranty

1. Shipping charges under warranty are covered only in one direction. The customer is responsible for shipping charges to the factory if return of the part is required.
2. This warranty does not cover damage to components due to improper installation by the customer.
3. Consumable and or expendable items, including but not limited to electrodes, lights, batteries, fuses, O-rings, gaskets, and tubing, are excluded from warranty.
4. Failure by the customer to perform normal and reasonable maintenance on instruments will void warranty claims.
5. If the original invoice for the instrument is issued to a company that is not the company of the end user, and not an authorized Lafayette Instrument Company distributor, then all requests for warranty must be processed through the company that sold the product to the end user, and not directly to Lafayette Instrument Company.



QS800x4AT - rev 0 - 12.4.24
Copyright © 2024. Lafayette Instrument Company, Inc. All Rights Reserved.